

FREE
Customer Support

Missing parts, problems?
Contact Santevia® at
help@santevia.com

DO NOT RETURN TO YOUR RETAILER!
We can resolve most issues the same day!

santevia[®]
Pure **ALKALINE** Water

ALKALINE WATER SYSTEM **Gravity Filtration**

Countertop Model

Stuff you need to know!



www.santevia.com

ALKALINE WATER SOLUTIONS



*Healthy,
Cost Effective,
Eco-Friendly*

santevia[®]
Pure **ALKALINE** Water

We will remind you when to change your filter.
Simply register for FilterEase at www.santevia.com/filterease

Congratulations on the purchase of your Santevia[®] Water System.

Your Santevia[®] Water System revolutionizes tap water, creating clean, mineralized, and alkaline water that is healthy for you and tastes great!

SLOW IS GOOD

Your Santevia[®] Pure Alkaline Water Countertop Model uses gravity to slowly transform regular tap water through 8 stages of filtration and re-mineralization. Once complete, your tap water has been transformed into clean, energized, mineralized, healthy alkaline drinking water.

CONTENTS

Prepare	2
Assemble	3
We Have You Covered	4
Good Stuff to Know	5
Scheduled Maintenance	6

IMPORTANT!

Please examine ALL parts before assembly and before putting water through the filters.

Need help? See complete product information and watch Assembly Video at www.santevia.com

Contact us:

Canada & US: 1-866-943-9220

UK: 0800 027 3807

help@santevia.com

Prepare: Do This First

STEP 1




WATCH: Assembly Video available on homepage at www.santevia.com.

STEP 2




CHECK: ALL parts for damaged or missing pieces.

STEP 3




SOAK: Ceramic Pre-Filter in cool water for 10 minutes.

STEP 4




SCRUB: Ceramic Pre-Filter GENTLY on ceramic side with scrub pad.

STEP 5



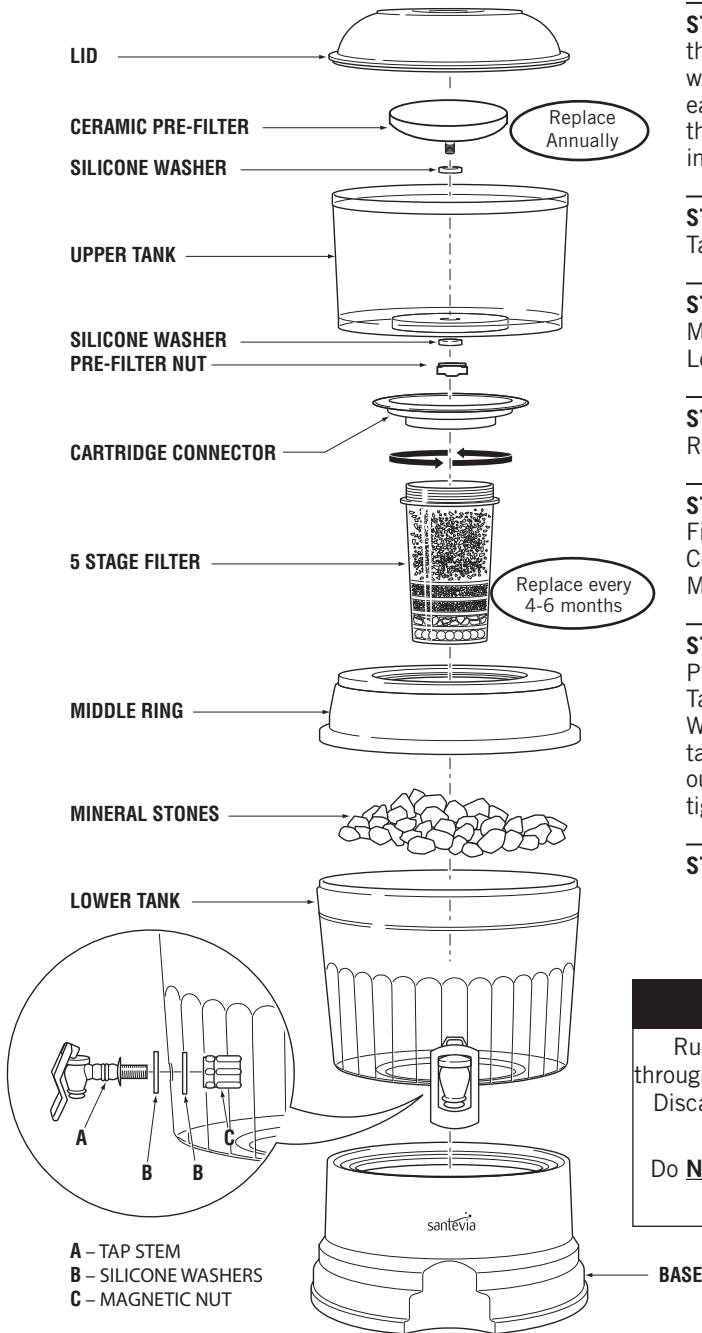
RINSE: 5 Stage Filter under COOL water until water coming out the bottom is clear. Rinse Mineral Stones and let dry thoroughly. Do NOT use soap.

STEP 6



WASH: All additional parts & dry completely.

Assemble: Do This Next



STEP 1: Place Tap Stem through hole in Lower Tank with a Silicone Washer on each side. Finger tighten the Magnetic Nut on the inside. Test for leaks

STEP 2: Place the Lower Tank onto the Base.

STEP 3: Place cool and dry Mineral Stones in the Lower Tank.

STEP 4: Place the Middle Ring onto the Lower Tank.

STEP 5: Screw the 5 Stage Filter into the Cartridge Connector and set in Middle Ring.

STEP 6: Insert Ceramic Pre-Filter into the Upper Tank with one Silicone Washer on the inside of the tank and one on the outside of the tank. Finger tighten the Pre-Filter Nut.

STEP 7: Place Lid on.

NOTICE

Run 2 Upper Tanks of water through the system before drinking. Discard that water and give it to your plants.

Do **NOT** fill upper tank if bottom tank is full.

We have You Covered

WARRANTY POLICY

Santevia® Water Systems warrants all components of your Santevia® Gravity Water System to be free from defects in workmanship for one year from original date of purchase. Any defective part will be replaced within this one year period.

DO NOT RETURN THE SYSTEM OR DEFECTIVE PART TO YOUR RETAILER.

CONTACT SANTEVIA®. We are usually able to ship replacement parts within 24 hours getting you back on track to great Santevia® water quickly.

RETURNS POLICY

Contact Santevia® to receive a Return Authorization BEFORE returning your Santevia® Gravity Water System to the point of purchase.

FILTREASE

FilterEase is a FREE email reminder of when to change filters. Register at www.santevia.com/filterease

DON'T FORGET!

The Santevia® Water System must be used with biologically safe water. Use of the Santevia® with unsafe water will void your warranty.

Contact Us:

Canada & US: 1-866-943-9220

UK: 0800 027 3807

Customer Service & Warranty Support:

help@santevia.com

Good stuff to know

EXPECTATIONS

Why does my Santevia® System take 4 hours to flow through?

Slow is good. Your Santevia® Pure ALKALINE Water System uses gravity to slowly filter regular tap water through 8 transformational steps. Once complete, tap water is completely re-invigorated, energized, alkalized and re-mineralized, just as if from a natural pure water stream or aquifer. You can produce up to 5 gallons of water per day. Ensure maximum flow through by cleaning your ceramic pre-filter each week, using a scrub pad. Fill the top tank after meals and at night, and you will have lots of Pure Santevia® ALKALINE Water for your family.

FILTER LIFE

When should the filters be changed?

5 Stage Central Filter every 4-6 months.
Ceramic Pre-Filter every 12 months with weekly cleaning.
Mineral Stones up to 2-5 years – don't forget to boil the stones every 6 months to re-generate them.

PLASTIC

Is the Santevia® plastic safe?

The Santevia Gravity Water Filtration System is BPA Free. Polypropylene (PP) (#5) is used in the Santevia® tanks. Research has shown that PP5 does not leach any carcinogens or endocrine disrupters. One of our sources is the Green Guide: Safest Reusable Plastics for Holding Food and Water

** Polypropylene (PP) (#5) ... has not been shown to leach any carcinogens or endocrine disrupters. Readily available in reusable containers.*

LEAKS

My Santevia® System is leaking – can you help?

Most leaks occur where the tap attaches to the lower tank and is because the tap is not tight enough.

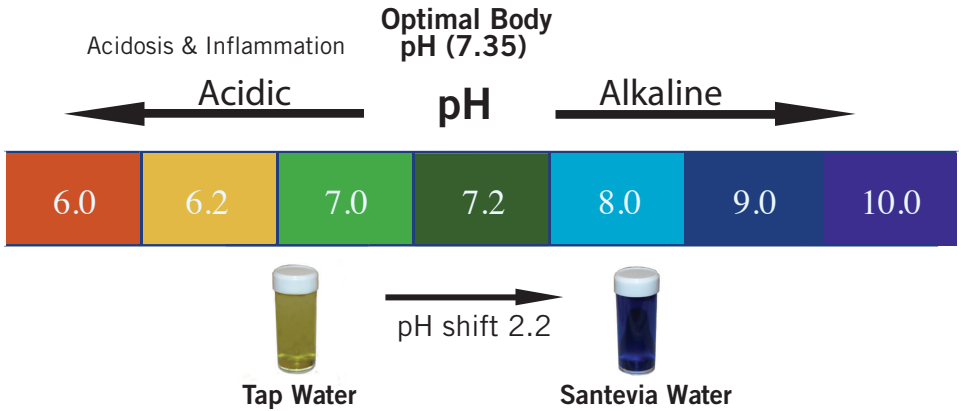
- Check first to ensure silicone washers on the tap stem are on both sides of the lower tank.
- Empty the lower tank, reach inside, and tighten the magnetic nut until it is VERY snug.
- Fill the lower tank with tap water until the tap is submerged, then watch for leaks.
- If the leak persists, tighten the magnetic nut another quarter turn and test again.
- Reassemble your system. Watch the Santevia® Assembly Video at www.santevia.com

Contact Us:

ANYTHING ELSE? Call 1-866-943-9220 or email help@santevia.com

Scheduled Maintenance	New Assembly & at Filter Replacement		Weekly	6 Months	12 Months	Repeat Scheduled Maintenance
	Wash	Scrub				
Full System Cleaning	Wash			Wash	Wash	
Ceramic Pre-Filter	Soak & Scrub	Scrub			Replace	
5 Stage Filter	Rinse			Replace	Replace	
Mineral Stones	Rinse			Boil (5-7mins)	Boil (5-7mins)	Replace at 2-5 years

Regular maintenance of the Santevia® Water System is required for warranty coverage.



NOTE: Water pH should be measured with a phenol red test kit. Litmus paper should NOT be used to test water pH.

santevia®
Pure **ALKALINE** Water

www.santevia.com

Santevia® Enhanced Water Filtration Pitcher

*Essential Minerals
pH Balance*

The Santevia Enhanced Water Filtration Pitcher creates healthy mineralized and alkaline water in a convenient hand held pitcher that can fit in the door of your refrigerator. Essential minerals are critical to your health and help you balance your body pH and stay healthy. The World Health Organization recommends that you drink mineralized water. The Santevia Enhanced Water Filtration Pitcher provides you with cost effective mineral water that contains calcium and magnesium plus many other trace minerals. AND one Santevia Pitcher will eliminate over 8,300 single use plastic bottles every year so you can do your part to help keep our environment safe. Balance your body with great tasting Santevia alkaline water!



System Specifications:

- Independently tested to reduce:
 - o Chlorine taste and odor
 - o Heavy Metals
 - o Industrial Chemicals
 - o Agricultural Contaminants
- Filter life: 300 litres (lasts TWICE as long as most water pitchers)
- Capacity: 9 (8oz.) glasses
- Dimension: 10" Height x 11" Width x 5.5" Depth
- Available in: Blue, Black, White and Green

Santevia® Energy Flask & Alkaline Water Stick

Alkaline water when you need it! The Santevia Energy Flask and Alkaline water stick revitalize water by adding essential minerals that are vital for your health as stated by the World Health Organization. Essential minerals boost the water's alkalinity and create a negative *ORP value, helping you achieve a balanced body to combat disease and achieve optimal energy. All the health benefits of great tasting mineral water at a fraction of the price, in an eco-friendly way – Santevia Energy Flask & Alkaline Stick!



System Specifications:

- Designed to release essential minerals into your water
- 2 mineral baskets in the flask: Upper basket lasts 1,000 uses – approx 1 year; Lower basket is fixed and will last 5 plus years.
- Capacity: 380 ml, 12 oz
- Alkalinity raises to pH 8.5 plus in 5-10 minutes
- Reduces ORP values (Oxidation Reduction Potential*)
- Food grade stainless steel
- Double walled for hot or cold water
- Does not filter water
- Clean using boiling water – let stand for 2-3 minutes, do not place in dishwasher

*ORP - oxidation reduction potential is a measure used for water to indicate the antioxidant potential of the water, similar to the ORAC measure used for food. In water a LOW ORP value is good. In food a HIGH ORAC value is good.

System Specifications:

- Designed to release essential minerals into your water
- Lasts 1,000 uses – approx 1 year
- Alkalinity raises to pH 8.5 plus in 5-10 minutes
- Reduces ORP values (Oxygen Reduction Potential*)
- Food grade stainless steel
- For hot or cold water
- Does not filter water
- Clean using boiling water – let stand for 2-3 minutes, do not place in dishwasher

** Do not use pH strips/litmus paper to test for water pH. Instead use a phenol red reagent.*


Santevia® Enhanced Shower Filter

System Specifications:

- Rated for 4-6 months (50,000 litres). This is comparable to 800 individual 10 minute showers.
- High flow design will not affect water pressure
- Multi Porous Fiber spreads water to utilize entire filter and prevent channelling
- Dimension: 5.25" Length x 2.75" Diameter



Highly effective Nano-Metallic Clusters reduce chlorine and heavy metals, improving the quality of your shower water, making it clean, soft, and moisturizing. Chlorine from showering may result in a higher chlorine intake than drinking tap water daily. The Santevia Enhanced Shower Filter helps protect you and your family – enjoy your daily shower with Santevia NMC filtration.



4 Stages of Filtration

- Stage 1** Multi Porous Fiber. Eliminates suspended particles and sediments.
- Stage 2** Non-Phosphorus Micro Balls. Naturally softens water.
- Stage 3** NMC Nano-Metallic Clusters. Effective chlorine and heavy metal reduction.
- Stage 4** Activated Tourmaline Crystals. Moisturizes skin and hair.

Santevia® Enhanced pH Reverse Osmosis System

The Santevia Enhanced pH Reverse Osmosis Water System uses a high level of purification to produce pure, ALKALINE and RE-MINERALIZED water.

System Specifications:



- Effective at reducing contaminants such as:
 - o Fluoride
 - o Arsenic
- Raises pH to 8.0-9.0
- Adds essential minerals such as: Calcium & Magnesium
- 4 Gallon storage tank
- Dimension:
 - o System: 18" (Height) x 16.5" (Length) x 6" (Depth)
 - o Tank: 11" (Diameter) x 14.5" (Height)
- Filter Life:
 - o 5 Micron Spun Polypropylene Pre-Filters (Lasts 4-6 months)
 - o 5 Micron Carbon Block Pre-Filter (Lasts 6 months)
 - o Calcite/GAC Post Membrane Filter (Lasts 1 year)
 - o Inline Mineral Stone Post Filter (Lasts 1 year)
 - o TFC Membrane Filter (Lasts 2-5 years)

SANTEVIA PRODUCT DESCRIPTION

Santevia Pure ALKALINE Water System: Countertop Model (15 L)

Santevia Pure ALKALINE Water System: Dispenser Model (15 L)

Santevia ALKALINE Water Filtration Pitcher:
4 Colours: Blue, Black, White, Green - ***Coming Soon!***

Santevia Pure ALKALINE Water System Ceramic Model:
SPECIAL ORDER 1.866.943.9220

Santevia ALKALINE Reverse Osmosis Water System:
SPECIAL ORDER 1.866.943.9220

Santevia Enhanced Shower Filter

Santevia ALKALINE Water Energy Flask: 4 Colours: Blue, Black, Red, Silver

Santevia ALKALINE Water Stick

Santevia ALKALINE ENERGY Flask Replacement Basket

5 Stage Filter (replace every 4-6 months)

Countertop & Dispenser Models

Ceramic Pre-Filter (replace every 12 months) Countertop & Dispenser Models

Mineral Stones (replace every 2-5 years) Countertop & Dispenser Models

Doulton 7" Candlestick Filter (replace every 12 months) *Replacement for Ceramic Model ONLY*

Santevia Water Tap *Replacement for Countertop Model*

Santevia Stainless Steel Water Bottle 600 ml- No Spill Loop Lid (20 oz)

Santevia Stainless Steel Water Bottle 750 ml- No Spill Loop Lid (25 oz)

Santevia Stainless Steel Water Bottle 600 ml - Flip Top Lid (20 oz)

www.santevia.com
1.866.943.9220

Product information, testimonials, videos,
science information and NSF testing!
